

Corus Evo+

Electronic Volume Gas Converter for Commercial and Industrial use



Corus Evo+ is an electronic volume converter for commercial and industrial natural gas applications. By measuring temperature and pressure from the gas flow in the meter, Corus Evo+ provides extremely accurate data improving billing precision for utilities and gas distributors. With superior accuracy certifications, simplified maintenance, and evolutivity options, Corus Evo+ is the fundamental component of a reliable gas distribution solution for C&I customers.



Safeguards Billing Processes

Conceived to safeguard billing processes, Corus Evo+ offers the unique capability to measure gas consumption with a certified 0.3% accuracy*. With embedded anti-tampering, security and encryption features, Corus Evo+ ensures precision and security in the billing process for utilities.



Simplifies Field And Maintenance Operations

Built with proven components, Corus Evo+ features external pressure sensors that facilitate field operations. Enclosed calibration coefficients alleviate on-site maintenance and simplify the replacement of units in the field. With an intuitive Human-Machine Interface crafted through decades of expertise, Actaris Gas's Corus Evo+ helps streamline field and maintenance efforts.



Evolves With Your Needs

With a distinctive modular design, Corus Evo+ offers flexibility with up to 6 expansion slots. Supporting alarms with on-site reading, Corus Evo+ is programmable to trigger alerts based on user-defined events. Upgradeable remotely, Corus Evo+ adjusts to current and future needs from the field.

*Optional.

Features

- » High accuracy: compliant with MID according EN12405-1:2018 (0.5%) with optional Class A accuracy (0.3%) according EN12405-2:2012
- » High modularity (6 optional slots)
- » ATEX and IEC Ex approved for hazardous area zone 0 or 1
- » Up to 15 years autonomy
- » IP 66 Enclosure
- » Tampering detection features
- » Encrypted communication with individual keys
- » Energy index management
- » Multiple volume interfaces (LF, HF, Cyble, Cyble SC, Encoder)
- » Operating temperature range: -25°C or -40°C to +70°C
- » Graphic LCD
- » Integrated cellular modem



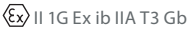
Standard Product Features

Metrology

T, PT or PTZ type 1 converter

- » 0.5% accuracy conform to EN12405-1:2018 (MID approval)
- » Optional class A available (0.3%) conform to EN12405-2
- » MID certificate: TCM 143/20 – 5716 by CMI (module B)
- » MID production approval by PTB (module D)
- » Gas temperature range:
 - - 30°C to +70°C
- » Measuring Range:
 - Standard -25°C to +70°C
 - Extended -40°C to +70°C
- » Available Z calculation formulae:
 - S-GERG 88
 - AGANX19 mod
 - GOST 30319,2-2015
 - GOST 30319.3-2015
 - AGA8 – Gross method (GM1 or GM2)
 - AGA8 – Detailed method (DM)
- » Energy calculation and display conform to EN12405-2

Safety

- » ATEX classification without internal modem:
 II 1G Ex ia IIB T4 Ga
- » *With optional modules p.3: Internal modem (battery):*
 II 1G Ex ia IIB T3 Ga
Internal modem powered from external source and module:
 II 1G Ex ib IIA T3 Gb
- » ATEX Certificate: FTZÚ 19 ATEX 0035 X
- » IEC-Ex classification: Ex ia IIB T4 Ga
- » *With optional modules p.3: Internal modem (battery): Ex ia IIB T3 Ga*
Internal modem powered from external source and module: Ex ib IIA T3 Gb

Anti-tampering features

- » Box opening detection
- » Meter magnetic tampering detection (via anti tampering input and reed detector of meter).
- » Back-flow management
- » Support operation with passwords and encrypted communication with unique keys per device for the encryption.

Communication

- » Standard 1 optical port (EN 62056-21),
options available p.3
- » Main supported protocols:
 - IFLAG Evo
 - Modbus RTU
 - Modbus Enron
 - Modbus TCP
 - Idom
 - CTR

Sensors

- » MID approved pressure ranges (bar):
0.8 – 5.2 ; 2 - 10 ; 4 - 20 ; 7- 35 ; 14 - 70 ; 25 - 130 ; 0.8- 10
- » MID approved extended pressure ranges (bar):
0.8 - 20 ; 4 - 70
- » Non MID approved ranges (gauge) (bar):
0 - 0.2 ; 0 - 1 ; 0 - 1.6 ; 0 - 4 ; 0 - 6 ; 0 - 10 ; 0 - 25 ; 0 - 40 ; 0 - 70
- » Non MID pressure ranges:
 - accuracy 0.4% full scale - below 1 bar
 - accuracy 0.2% full scale - above 1 bar
- » Pressure sensor type: External piezo-resistive transducer with integrated coefficients for linearisation
- » Temperature transducer: Transducer with platinum probe sensor-PT1000 with integrated coefficients for linearisation
- » Metering input (volume): Low frequency type (2Hz max), signal from reed sensors of Cyble Sensor ATEX). A second LF or an HF input can be used for coherence check of metering input.
With optional module p.3 : High Frequency (3kHz max), Namur Encoder input (Cyble SC or other Namur encoders.
- » Cables length: Max 2.5 or 5m, approved with up to 30m

Database

- » Permanent memory FRAM for the parameters and a FLASH memory for the database.
- » Flexible configuration for storage of selected items into the different logs.
- » Database structure:
 - Monthly archive (up to 80 years)
 - Daily archive (up to 11 years)
 - Billing archive (up to 10 years)
 - Hourly (up to 12 years)
 - Binary archive
 - Status archive
 - Settings archive
 - Gas composition archive (up to 5 years)

Power Supply

- » Internal back-up lithium battery (part of the CPU module)
- » Standard battery 17Ah lithium - up to 10 years,
options available p.3

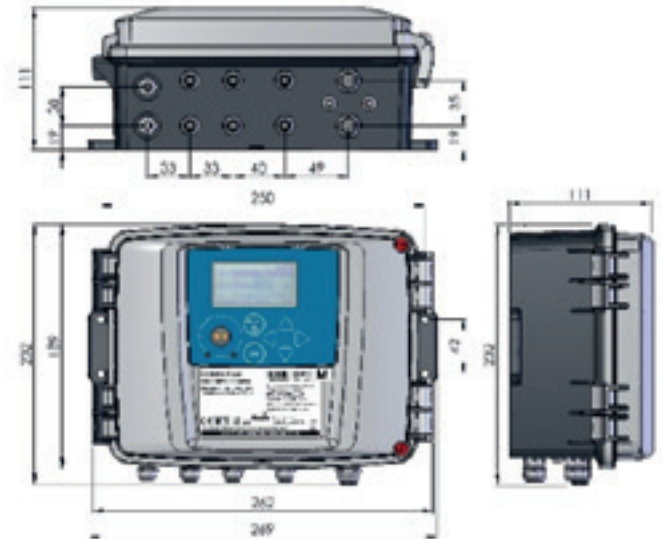
Environmental

- » Ambient temperature range:
 - -25°C – +70°C with graphic display
 - -40°C – +70°C with alphanumeric display (optional)
- » IP 66 protection
- » Polycarbonate enclosure
- » Mechanical Environment Class M2
- » Electromagnetic Environment Class E2
- » Designed for condensing and non-condensing humidity environments.

User Interface	LCD backlit display, 128 x 64 pixels
Language Support	English, other languages available upon request
Keyboard	6 keys – Capacitive type
Units of main data	Pressure (absolute): bar, psi, kPa, kgm/cm2 Temperature: °C, °F, °R Volume: m3, ft ³ Energy: MJ, kWh, Btu
Dimensions	263 x 201 x 111 mm
Weight	2 kg

Standards

- » 2014/34/EU ATEX
- » 2014/30/EU EMC
- » 2014/32/EU MID
- » 2014/53/EU RED
- » 2011/65/EU RoHS
- » 2012/19/EU WEEE2



Modularity And Available Options

Optional Modules

For Slot 0 one of the following modules:

- » Module with 1 Namur Encoder or 1 HF input
- » Module with 2 Namur Encoder or 2 HF inputs
- » Module with 6 digital- and 2 analog-inputs, 2 sensor-inputs and 2 Namur Encoder or 2 HF inputs

For Slot 1 and 2 two of the following modules:

- » Module with 2 analog inputs 4-20mA
- » Module with 2 analog outputs 4-20mA
- » Module with 1 serial interface RS232 or RS485 com port

For Slot 3:

- » Module with external power supply interface for EVC part

For Slot 4 one of the following modules:

- » Module with external power supply interface for modem part
- » Module with 2G cellular modem
- » Module with 2G/3G/4G LTE Cat 1 cellular modem
- » Module with LTE M1 cellular modem
- » Module with 4G LTE NB-IoT cellular modem

For Slot 5:

- » Used for modem module if external power supply used in Slot 4

Other Options

- » Display:
 - Multi-segment display (for -40°C environment)
- » EVC part batteries selection:
 - Lithium battery (30Ah) - up to 15 years
 - Alkaline battery - 6 years
- » Modem battery options:
 - GSM/GPRS modem, lithium battery, 12Ah - 6 years
 - GSM/GPRS modem, lithium battery, 20Ah - 11 years
 - LTE modem, lithium battery, 12Ah - 6 years

Accessories

- » Configuration software Wincor Evo
- » Optical probe
- » External antenna
- » Isolator pulse
- » Isolator serial com port
- » Analog output external module CLO
- » Solar panel charger
- » Mounting kit for pipe installation
- » Thermowells
- » 3 way valve for pressure transducer

Actaris Gas Measurement

Hardeckstr 2,
76185 Karlsruhe

T: +49 (0)721 / 5981 - 100

F: +49 (0)721 / 5981 - 282

© 2022 Natural Gas Solutions North America, LLC – All rights reserved. Dresser Utility Solutions reserves the right to make changes in specifications and features shown herein, or discontinue the product described at any time without notice or obligation. Contact your Dresser Utility Solutions representative for the most current information. The Dresser Logo and all Trademarks containing the term "Dresser" are the property of Dresser, LLC, a subsidiary of Baker Hughes.

